

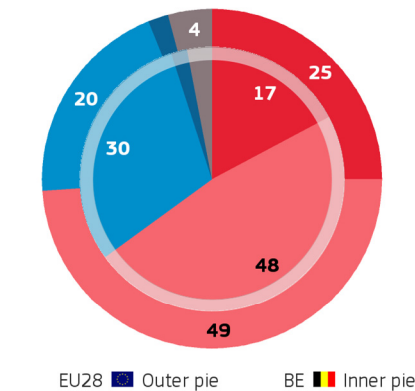
27.818 interviews
04 > 13 / 06 / 2016

1.029 interviews
04 > 13 / 06 / 2016

Methodology: face-to-face

1. PERCEIVED PREVALENCE OF DOMESTIC VIOLENCE

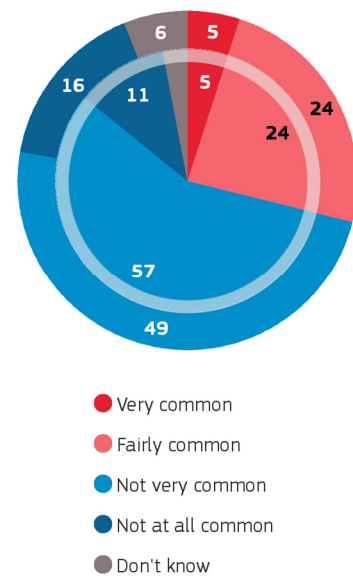
QB1 In general, how common do you think that domestic violence against women is in (OUR COUNTRY)?
(%)



	EU28		BE	
	2016	2016-2010	2016	2016-2010
Very common	25	- 2	17	- 7
Fairly common	49	- 2	48	- 5
Not very common	20	+ 3	30	+ 9
Not at all common	2	+ 1	2	+ 1
Don't know	4	=	3	+ 2

Evolution 06/2016 - 02-03/2010

QB2 In general, how common do you think domestic violence against men is in (OUR COUNTRY)?
(%)



EU28 Outer pie BE Inner pie

QB3 In your opinion, domestic violence against women is...
(%)

Answer: Unacceptable and should always be punishable by law

	EU28	BE
TOTAL	84	77
Gender		
Man	81	76
Woman	86	78
Age		
15-24	81	67
25-39	82	68
40-54	82	83
55+	80	79

Socio-demographic breakdown

QB3b In your opinion, domestic violence against men is...
(%)

Answer: Unacceptable and should always be punishable by law

	EU28	BE
TOTAL	80	76
Gender		
Man	78	75
Woman	81	77
Age		
15-24	79	66
25-39	78	70
40-54	79	82
55+	76	77

Socio-demographic breakdown

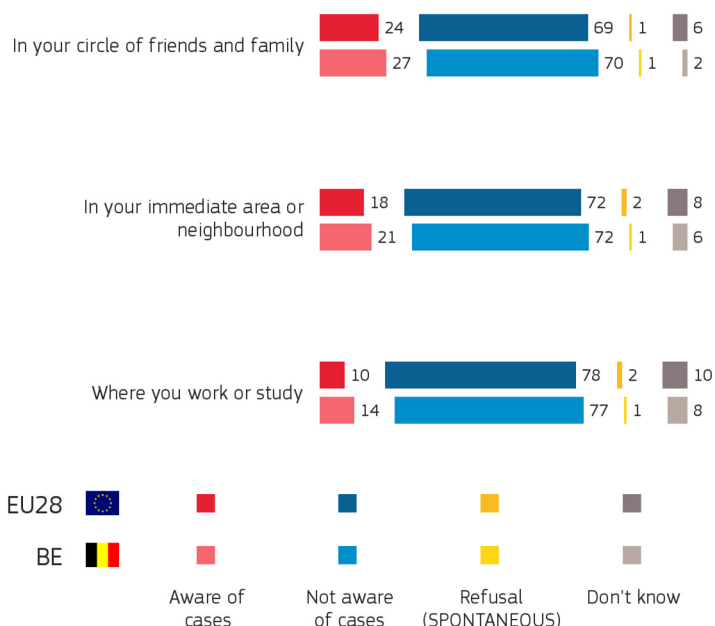
27.818 interviews
04 > 13 / 06 / 2016

1.029 interviews
04 > 13 / 06 / 2016

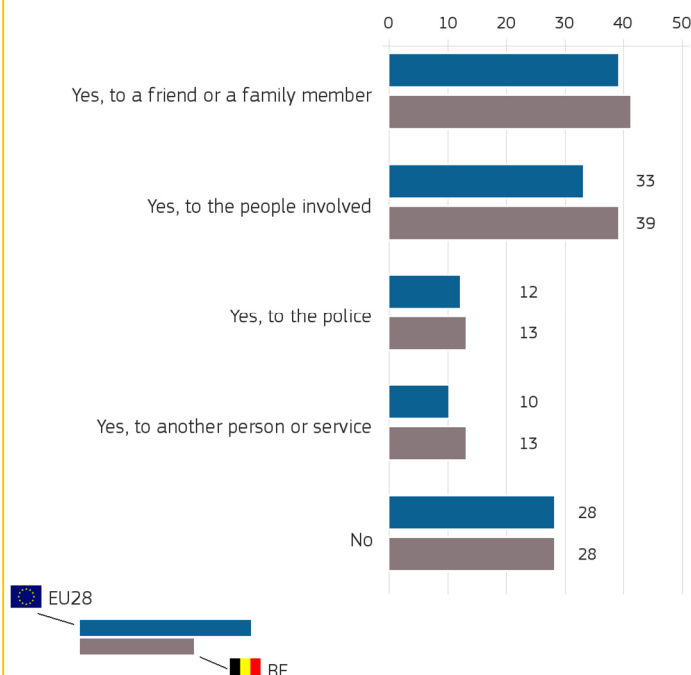
Methodology: face-to-face

2. AWARENESS OF DOMESTIC VIOLENCE

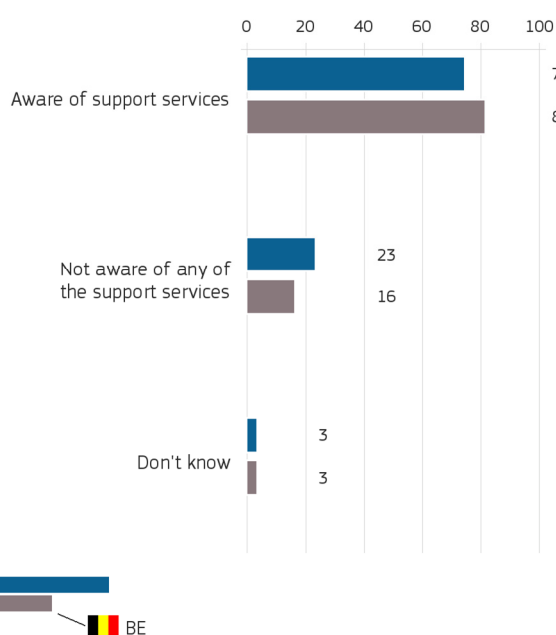
QB4 Do you know of any men or women who have been a victim of any form of domestic violence? (%)



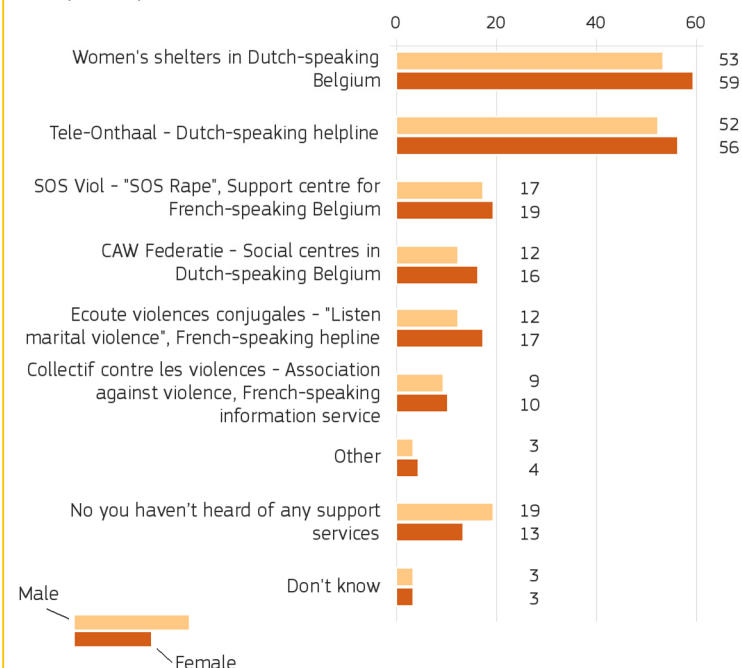
QB4b Did you speak to anyone about this? (MULTIPLE ANSWERS POSSIBLE) (%)



QB5 Have you heard of any of the following support services for women who are victims of domestic violence? (MULTIPLE ANSWERS POSSIBLE) (%)



QB5 Have you heard of any of the following support services for women who are victims of domestic violence? (MULTIPLE ANSWERS POSSIBLE) (% - BE)



The list of support services was customized for each country participating in the survey.

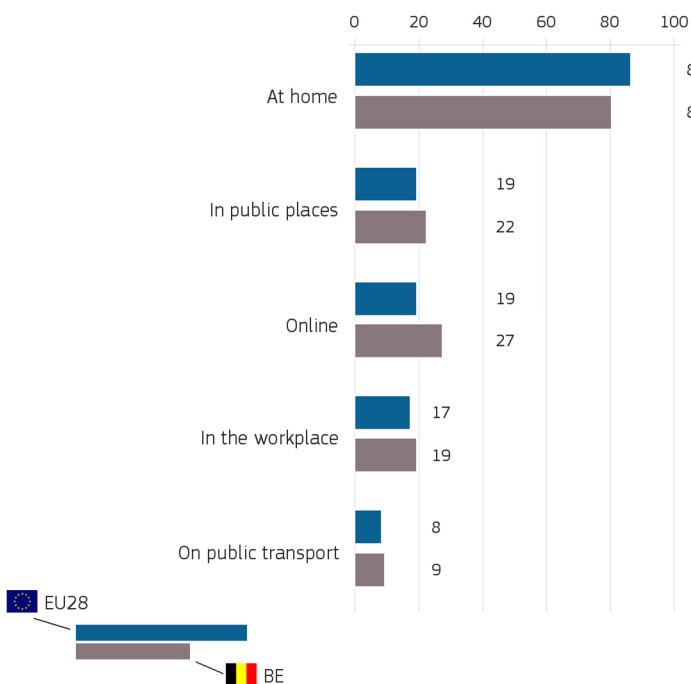
27.818 interviews
04 > 13 / 06 / 2016

1.029 interviews
04 > 13 / 06 / 2016

Methodology: face-to-face

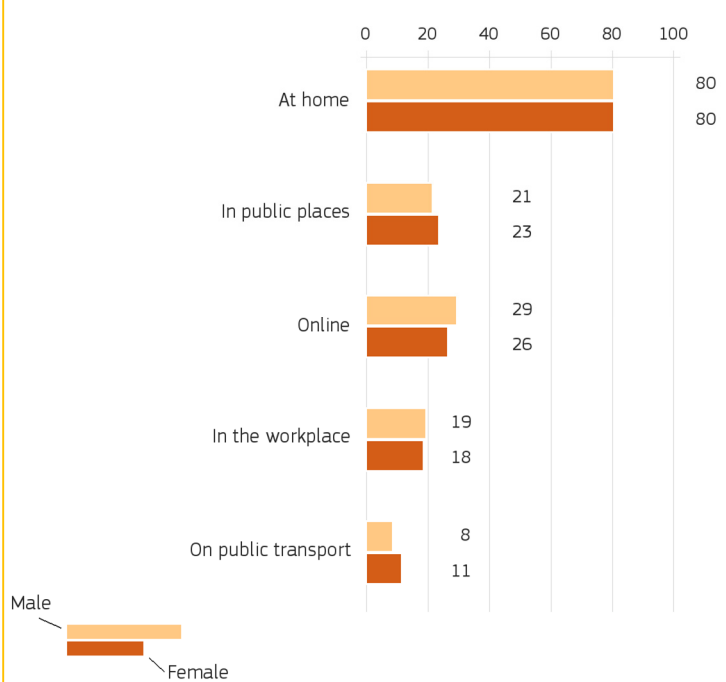
3. PERCEPTIONS ON AND ATTITUDES TOWARDS GENDER-BASED VIOLENCE

QB6 In your view, is violence against women more likely to occur... (MAX. 2 ANSWERS) (%)



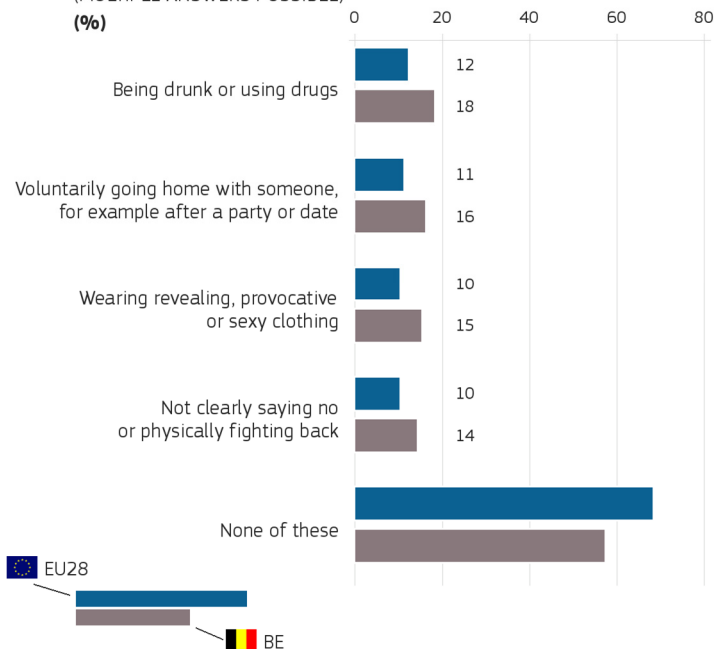
Only the most chosen answers at EU level are shown.

QB6 In your view, is violence against women more likely to occur... (MAX. 2 ANSWERS) (% - BE)



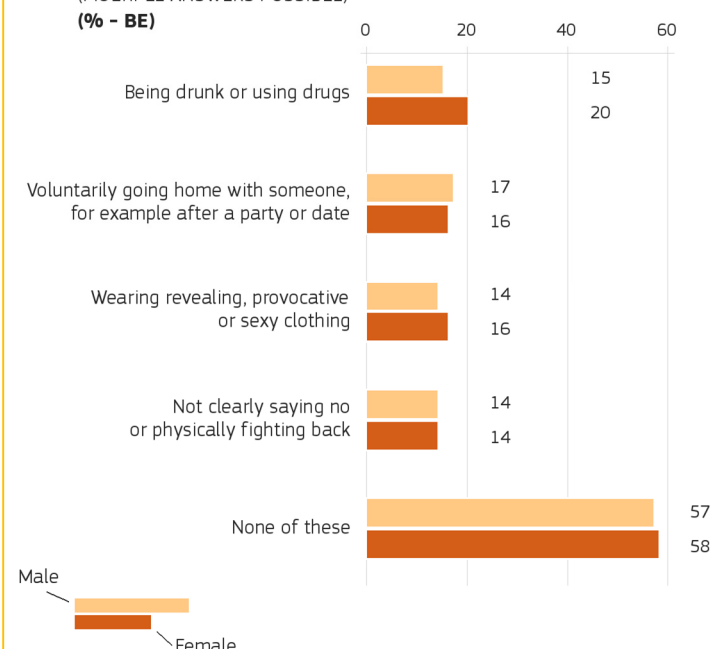
Only the most chosen answers at EU level are shown.

QB10 Some people believe that having sexual intercourse without consent may be justified in certain situations. Do you think this applies to the following circumstances? (MULTIPLE ANSWERS POSSIBLE) (%)



Only the most chosen answers at EU level are shown.

QB10 Some people believe that having sexual intercourse without consent may be justified in certain situations. Do you think this applies to the following circumstances? (MULTIPLE ANSWERS POSSIBLE) (% - BE)



Only the most chosen answers at EU level are shown.

27.818 interviews
04 > 13 / 06 / 2016

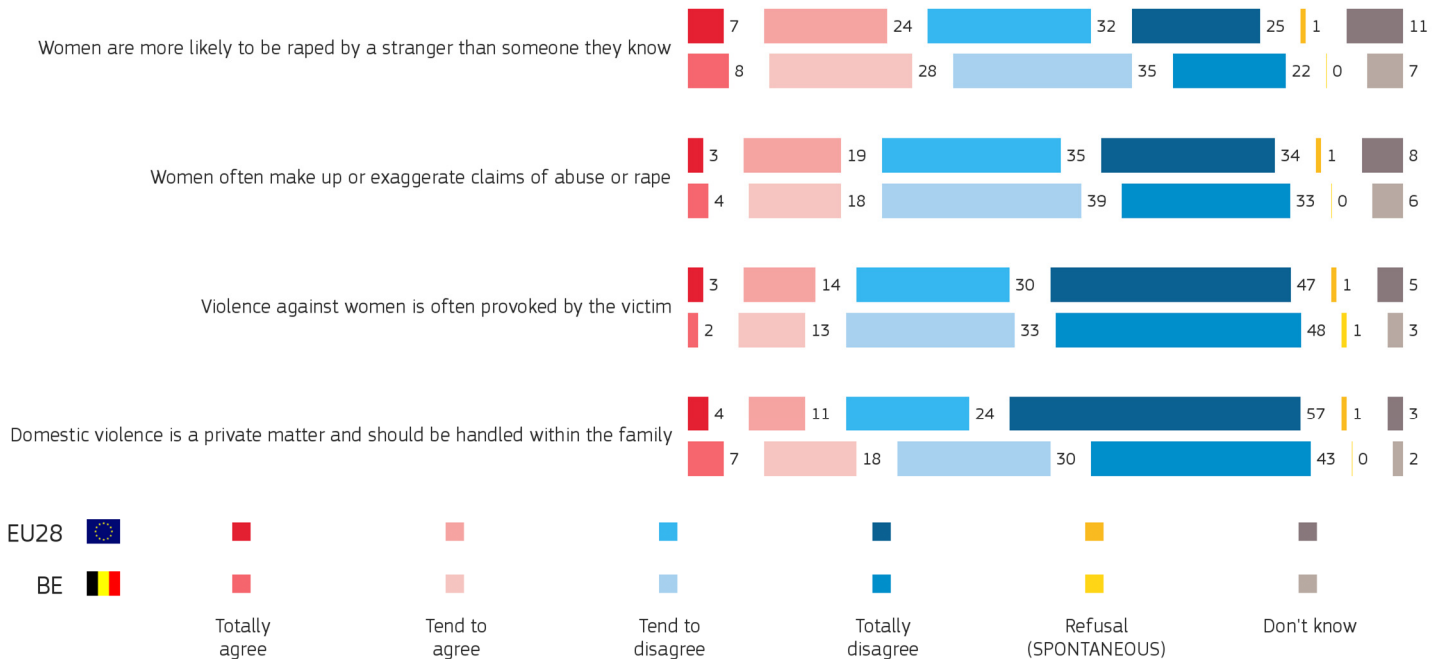
1.029 interviews
04 > 13 / 06 / 2016

Methodology: face-to-face

3. PERCEPTIONS ON AND ATTITUDES TOWARDS GENDER-BASED VIOLENCE

QB9 Please tell me to what extent you agree or disagree with the following statements?

(%)



4. LEGAL RESPONSE TO GENDER-BASED VIOLENCE

QB8 For each of the following situations, please tell me whether you think it is against the law or not. For each please tell whether you think it is wrong and is already against the law, it is wrong and should be against the law, it is wrong but should not be against the law, it is not wrong and should not be against the law.

(%)

